



ಬೃಹತ್ ಬೆಂಗಳೂರು ಮಹಾನಗರ ಪಾಲಿಕೆ  
Bruhat Bengaluru Mahanagara Palike



# BBMP COVID-19 WAR ROOM 04.09.2021



# ABSTRACT OF COVID-19 CASES IN BENGALURU

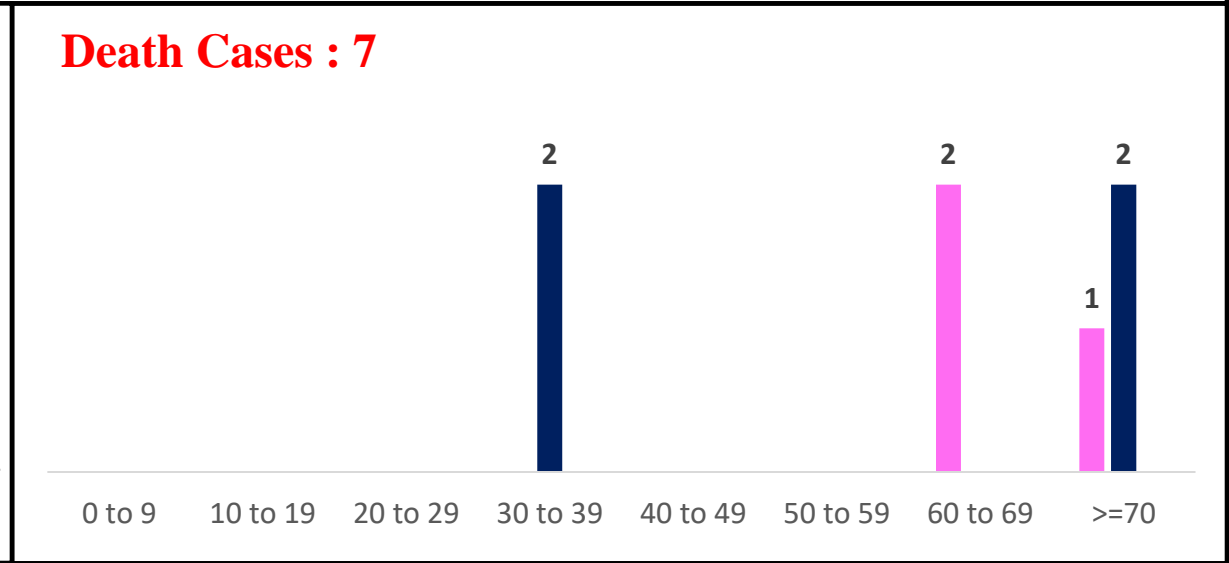
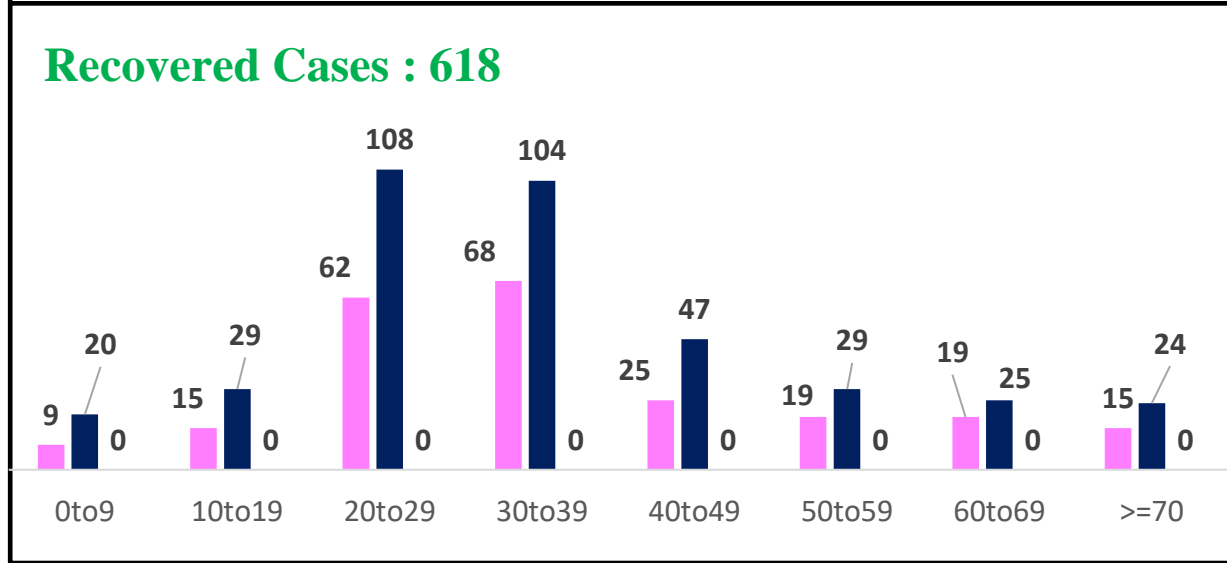
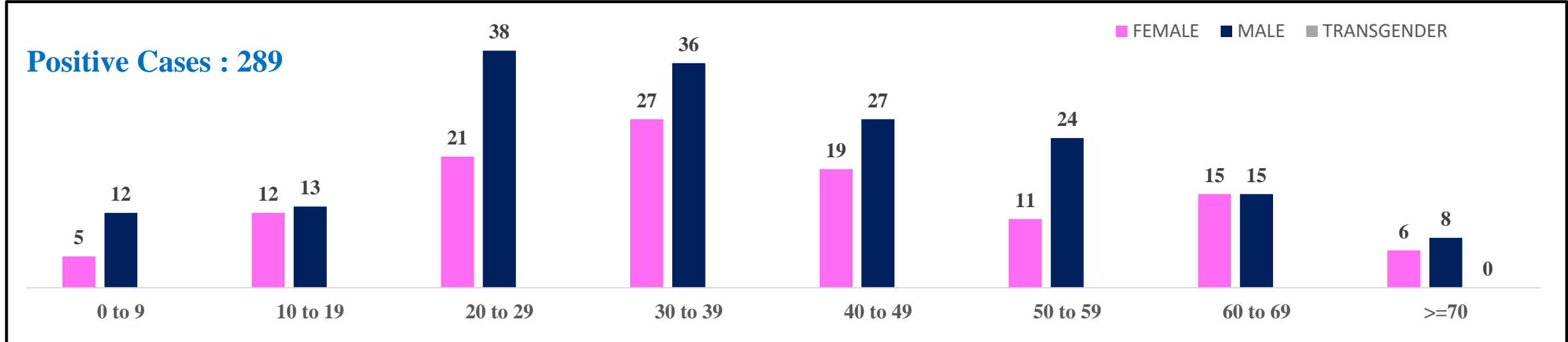


	MALE	FEMALE	TRANSGENDER	MALE	FEMALE	TRANSGENDER	TOTAL	
	Last 24 Hours	Last 24 Hours	Last 24 Hours	Cumulative	Cumulative	Cumulative	Last 24 Hours	Cumulative
<b>Positive Cases</b>	173	116	0	7,40,434	4,98,535	154	<b>289</b>	<b>12,39,123</b>
<b>Recovered Cases</b>	386	232	0	7,26,768	4,88,807	146	<b>618</b>	<b>12,15,721</b>
<b>Death Cases</b>	4	3	0	10,145	5,871	4	<b>7*</b>	<b>16,020</b>
<b>Total Tests Done</b>	<b>In Last 24 hrs : 56,429</b>					<b>Cumulative : 1,87,37,613</b>		
<b>ACTIVE CASES</b>					<b>7,382</b>			

\*Covid deaths occurred today : 00 | Covid deaths occurred in beyond last 24 hrs, reported today : 07



# LAST 24 HOURS AGE GROUP AND GENDER WISE DISTRIBUTION





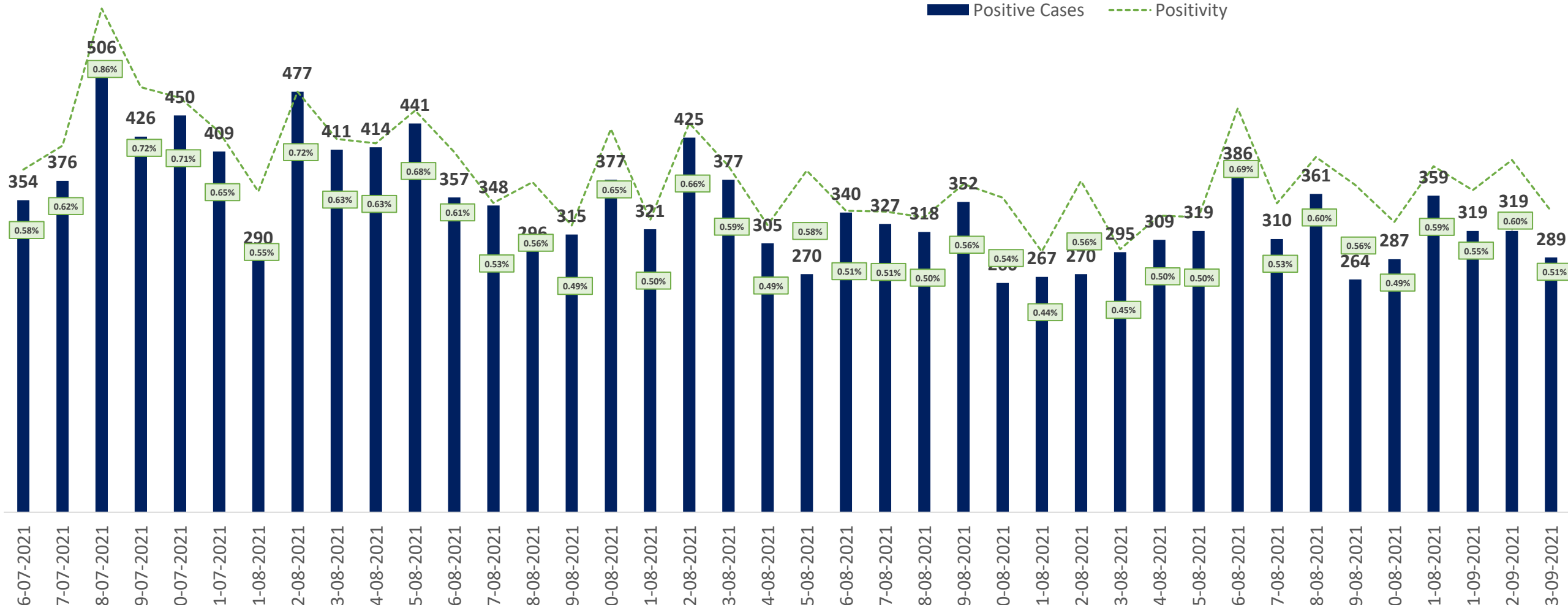
# SNAPSHOT OF BENGALURU COVID-19 CASES IN LAST 8 WEEKS



	10-07-2021 To 16-07-2021	17-07-2021 To 23-07-2021	24-07-2021 To 30-07-2021	31-07-2021 To 06-08-2021	07-08-2021 To 13-08-2021	14-08-2021 To 20-08-2021	21-08-2021 To 27-08-2021	28-08-2021 To 03-09-2021
<b>Total Positive Cases</b>	2,858	2,792	2,744	2,799	2,459	2,172	2,156	2,198
<b>Total Recovered Cases</b>	3,869	6,571	2,518	2,775	2,750	2,552	2,611	2,096
<b>Total Death Cases</b>	59	42	43	41	21	23	20	42
<b>Case Fatality Rate</b>	2.06%	1.50%	1.57%	1.46%	0.85%	1.06%	0.93%	1.91%
<b>Total Tests Conducted</b>	4,17,510	4,20,562	4,10,844	4,36,449	4,34,038	4,14,051	4,14,005	3,94,133
<b>Positivity Rate</b>	0.68%	0.66%	0.67%	0.64%	0.57%	0.52%	0.52%	0.56%

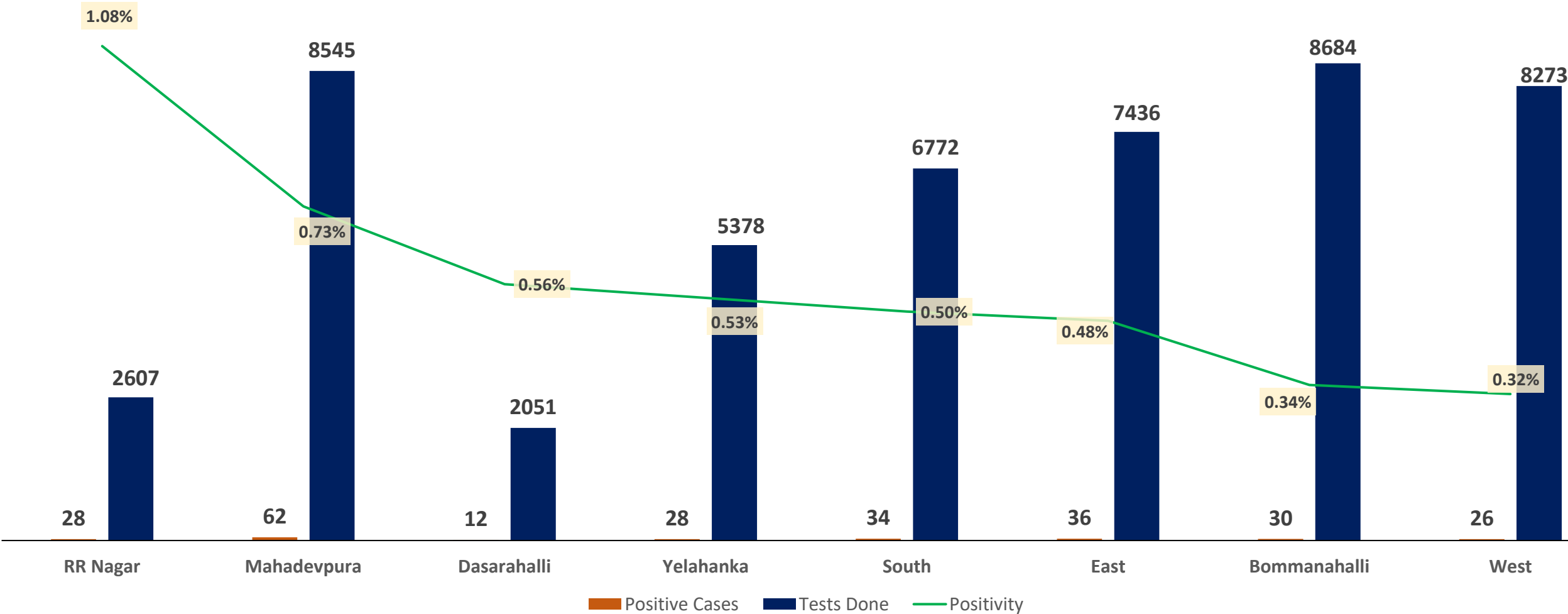


# POSITIVITY RATE OF BENGALURU – LAST 40 DAYS



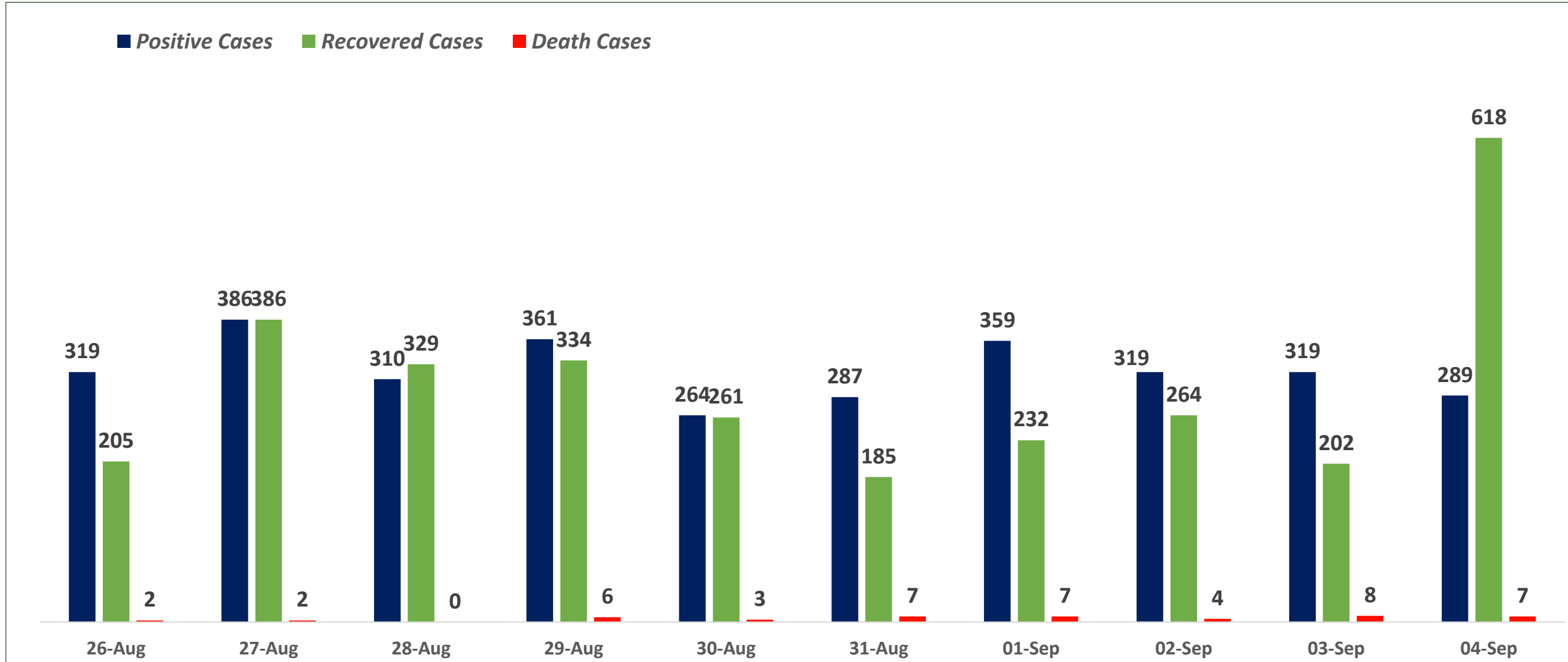


# ZONE WISE AVERAGE POSITIVITY TREND FOR LAST WEEK





# SNAPSHOT OF POSITIVE, RECOVERED AND DEATH CASES OVER LAST 10 DAYS ACROSS BBMP ZONES

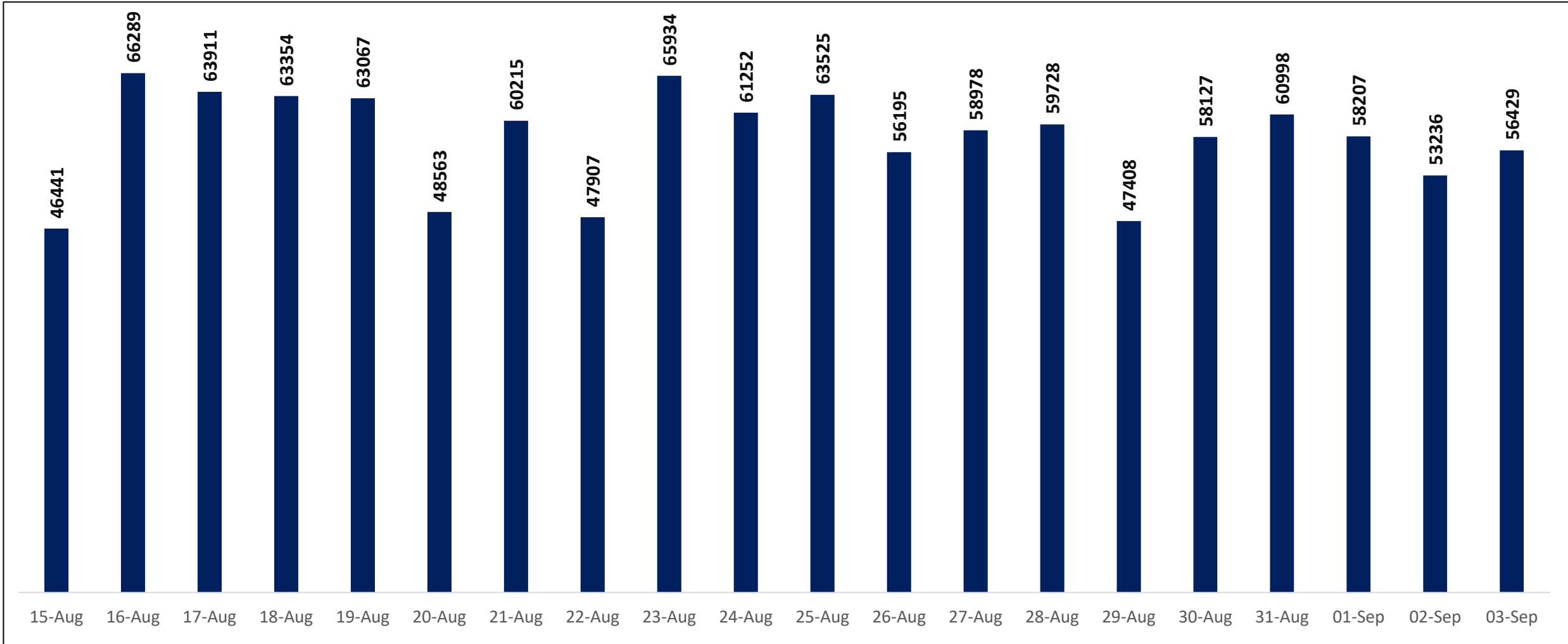




# TESTING TRENDS IN BENGALURU



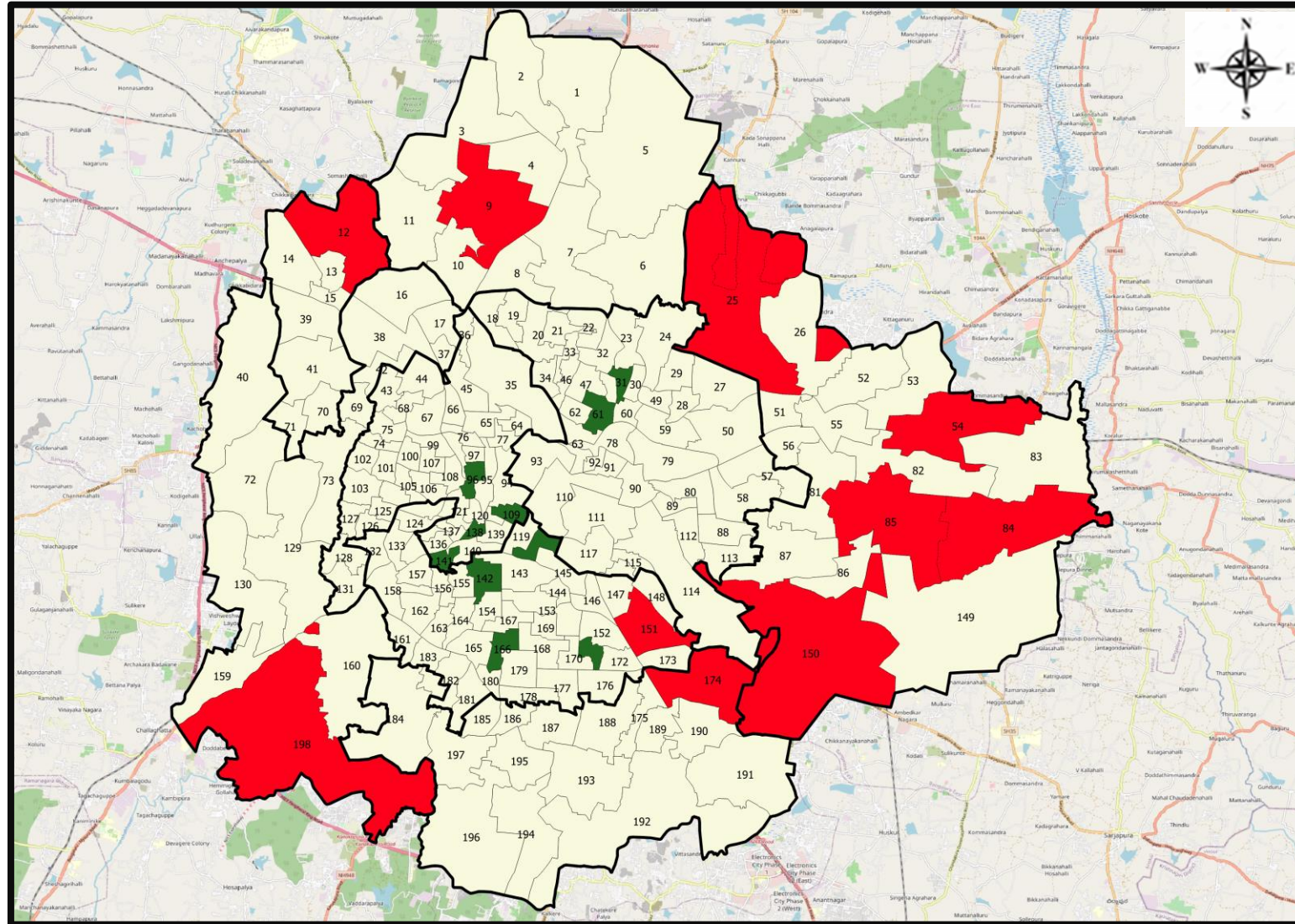
Total Test Conducted Till Date	Test Conducted Last 24 hours
1,87,37,613	56,429







# BENGALURU URBAN MAP SHOWING TREND OF POSITIVE CASES IN LAST 10 DAYS



### Top 10 wards reporting highest number of positive cases in last 10 days

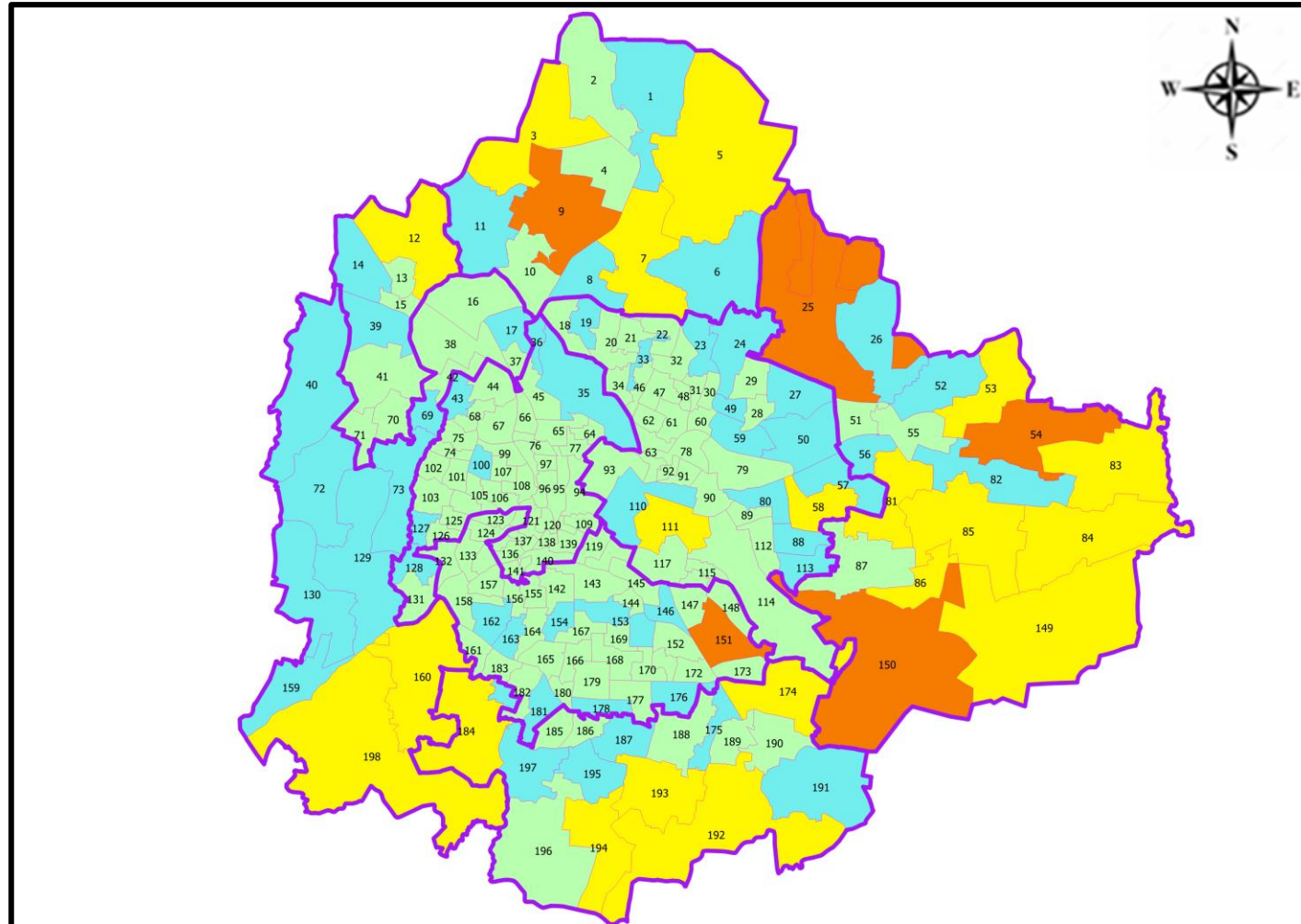
Ward No.	Ward Name	Daily Cases Average
25	Horamavu	10
150	Bellanduru	9
54	Hudi	6
9	Vidyaranyapura	6
151	Koramangala	5
85	Dodda Nekkundi	5
84	Hagadur	4
174	HSR Layout	4
198	Hemmigepura	4
12	Shettihalli	4







### Top 10 wards reporting least number of positive cases in last 10 days

Ward No.	Ward Name	Daily Cases Average
142	Sunkenahalli	0
166	Karisandra	0
171	Gurappanapalya	0
31	Kushal Nagar	0
61	S K Garden	0
96	Okalipura	0
109	Chickpete	0
118	Sudham Nagar	0
138	Chalavadipalya	0
141	Azad Nagar	0



# BENGALURU MAP SHOWING INTENSITY OF POSITIVE CASES IN LAST 10 DAYS



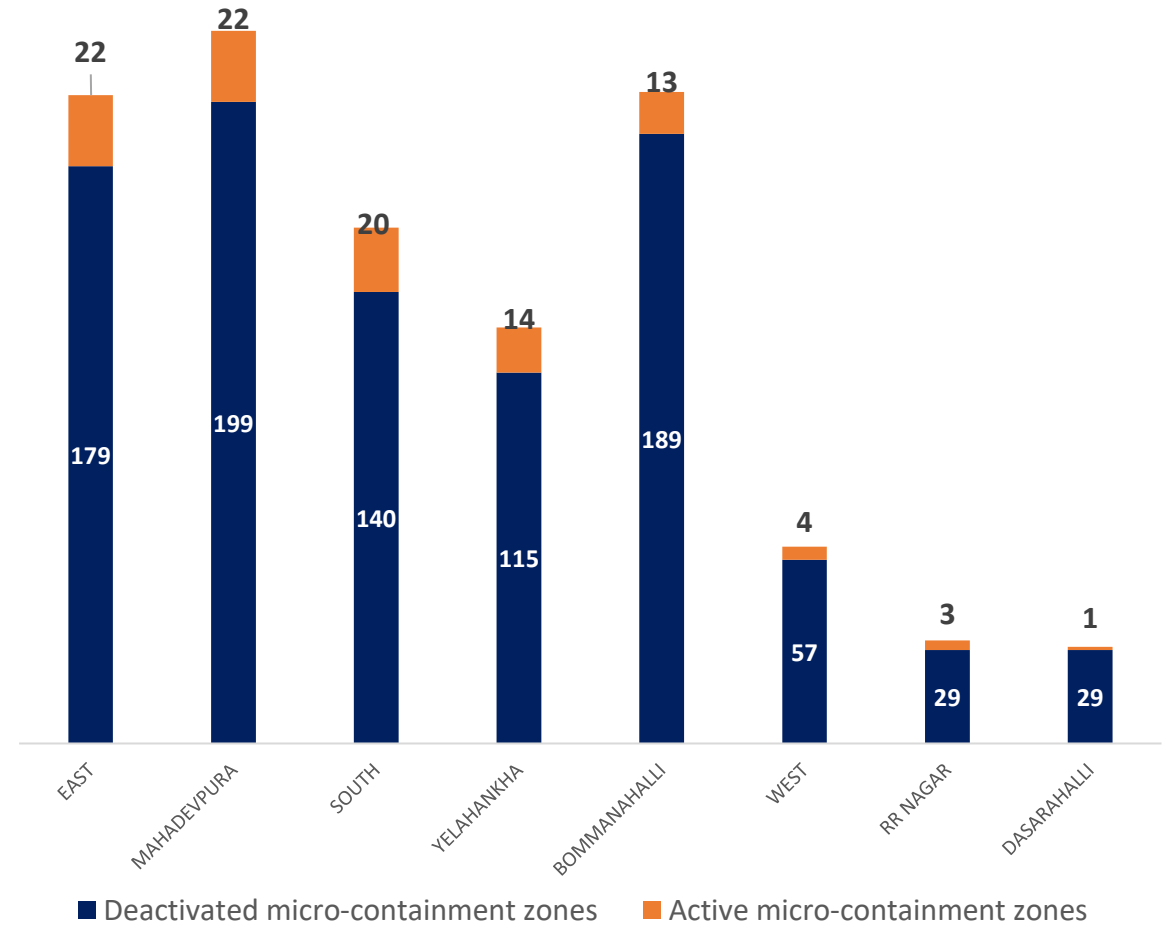
-  **Level 1 : 0 to 10 Cases**
-  **Level 2 : 10 to 25 Cases**
-  **Level 3 : 25 to 50 Cases**
-  **Level 4 : 50 to 100 Cases**
-  **Level 5 : Above 100 Cases**
-  **Zone Boundaries**



# CONTAINMENT ZONE DETAILS

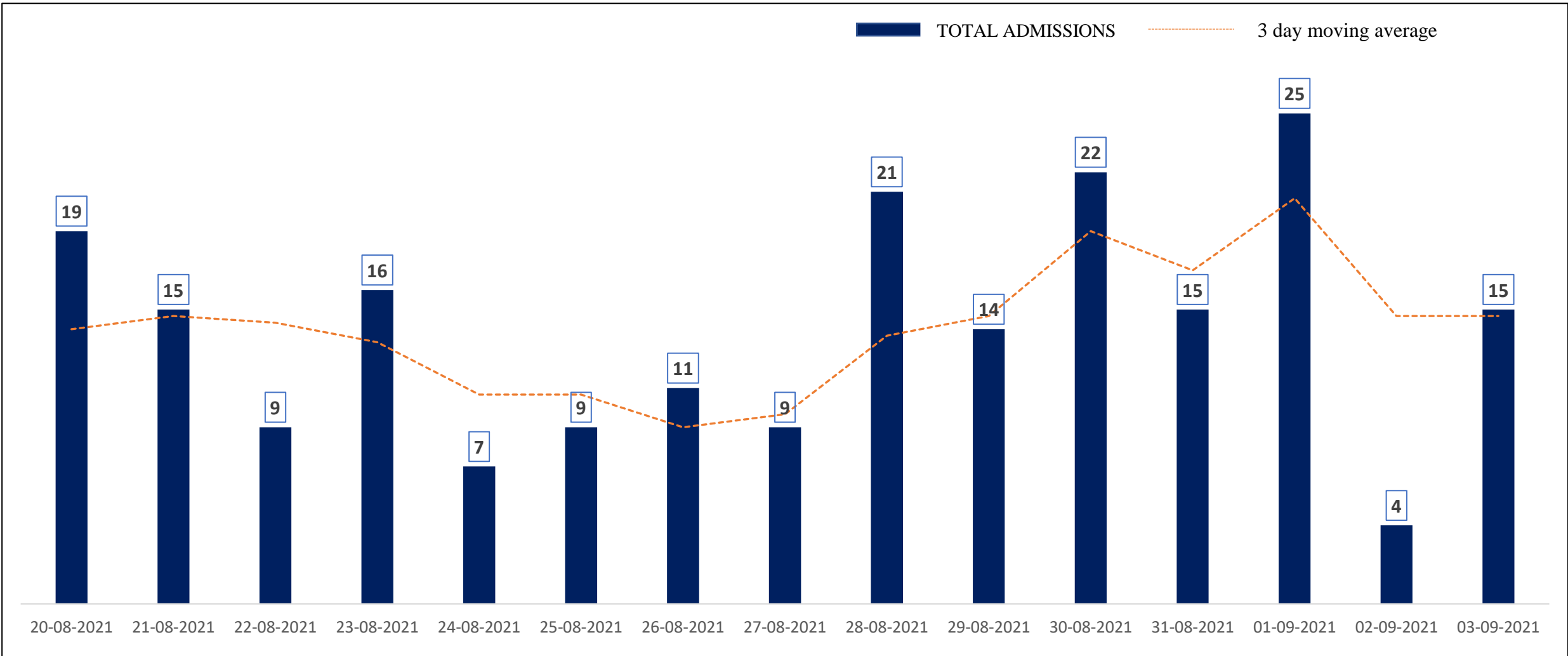


ZONE	TOTAL DECLARED	TOTAL DEACTIVATED	TOTAL ACTIVE
EAST	201	179	22
MAHADEVPURA	221	199	22
SOUTH	160	140	20
YELAHANKHA	129	115	14
BOMMANAHALLI	202	189	13
WEST	61	57	4
RR NAGAR	32	29	3
DASARAHALLI	30	29	1
<b>TOTAL</b>	<b>1036</b>	<b>937</b>	<b>99</b>





# HOSPITAL & CCC ADMISSIONS LAST 15 DAYS TREND



\* Only Government Quota Admissions through CHBMS considered

\* Only Fresh Admissions considered



# COVID BED STATUS AS ON 04.09.2021



SR. NO.	Facility Type	No. of Hospital	Total Allocated Beds for C+ Patients					Occupied Beds for C+ Patients					Net Available Beds for C+ Patients				
			Gen Beds	HDU	ICU Beds	ICU-V	Total	Gen Beds	HDU	ICU Beds	ICU-V	Total	Gen Beds	HDU	ICU Beds	ICU-V	Total
1	Government Medical Colleges	4	20	621	53	76	770		18	7	1	26	20	603	46	75	744
2	Government Hospitals	16	649	210	65	127	1,051	33	17	2	10	62	616	193	63	117	989
3	Covid Care Centres	7	265					48					217				
<b>Total Beds</b>		<b>27</b>	<b>934</b>	<b>831</b>	<b>118</b>	<b>203</b>	<b>2,086</b>	<b>81</b>	<b>35</b>	<b>9</b>	<b>11</b>	<b>136</b>	<b>853</b>	<b>796</b>	<b>109</b>	<b>192</b>	<b>1,950</b>

\* Status as on 04.09.2021 – 6:30 PM

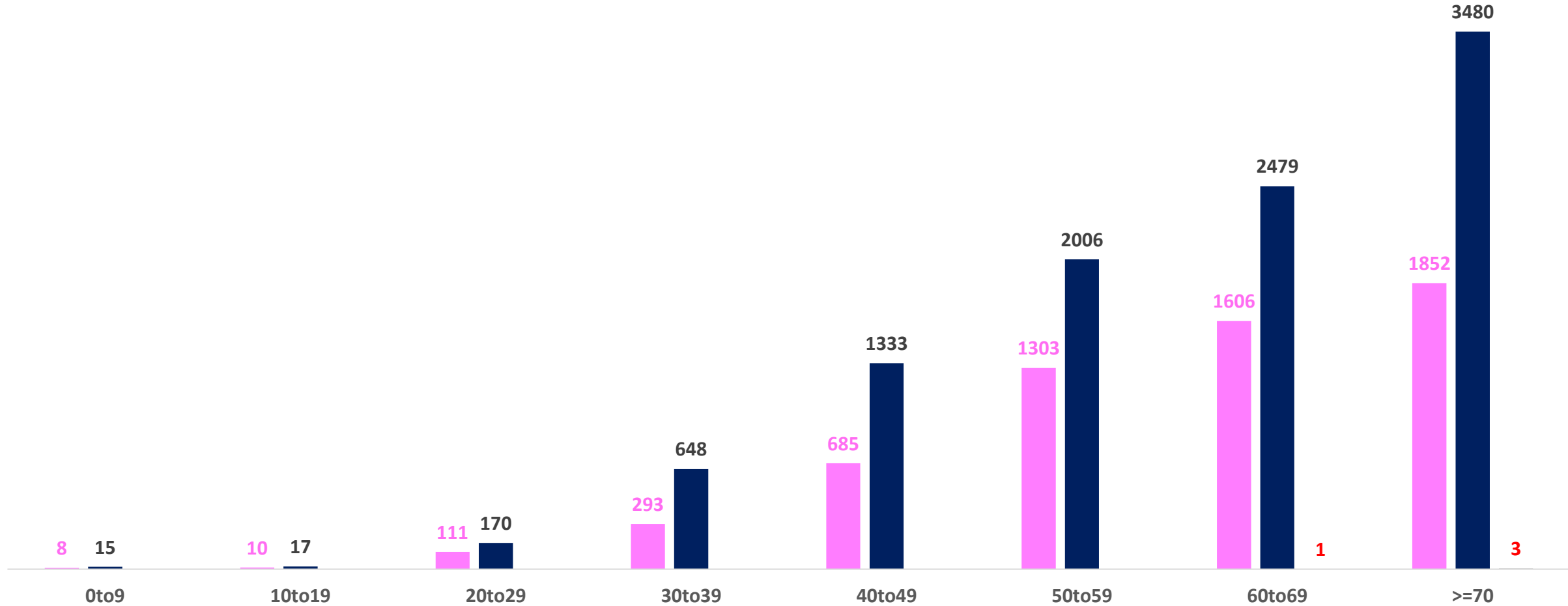


# AGE AND GENDER WISE DISTRIBUTION OF DEATH CASES



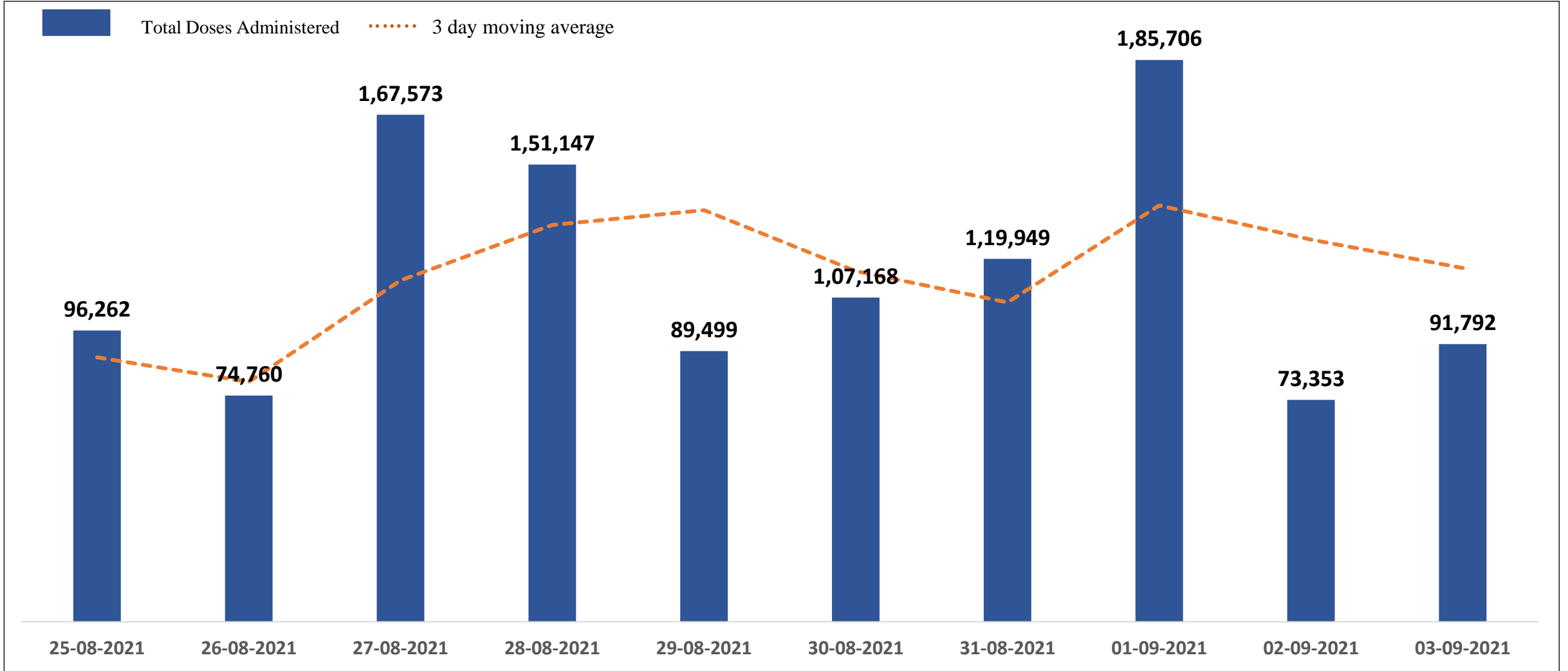
**Death Cases: 16,020**

Female Male Transgender





# TOTAL VACCINE DOSES ADMINISTERED IN LAST 10 DAYS

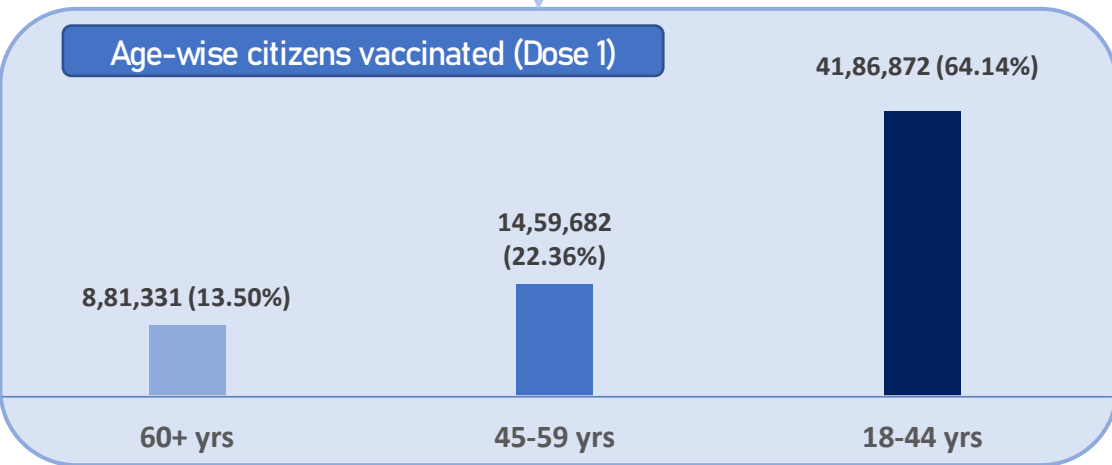
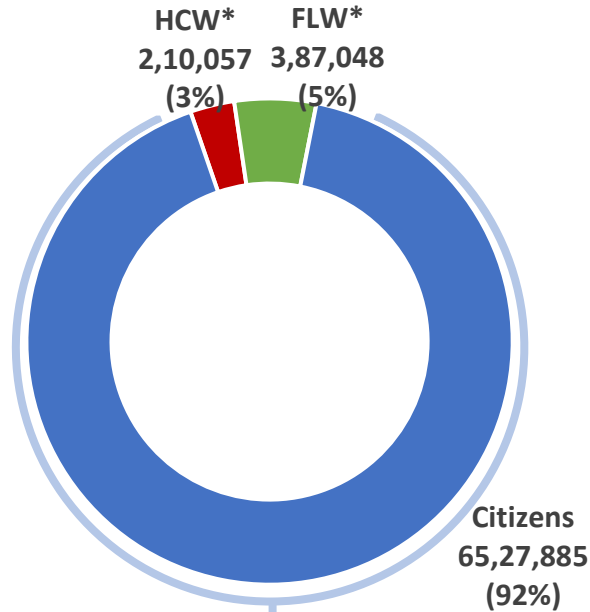




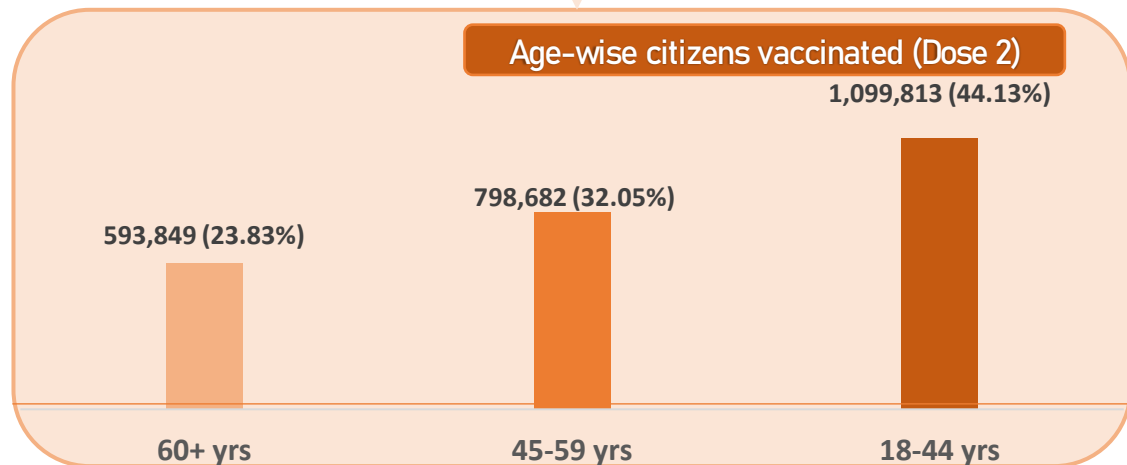
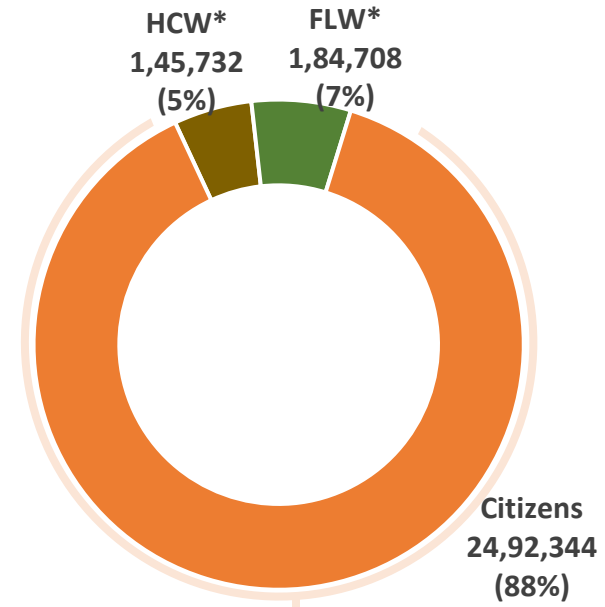
# CATEGORY WISE CUMULATIVE VACCINATION IN BBMP



Dose 1



Dose 2



\*HCW : Health Care Workers

\*FLW : Front Line Workers

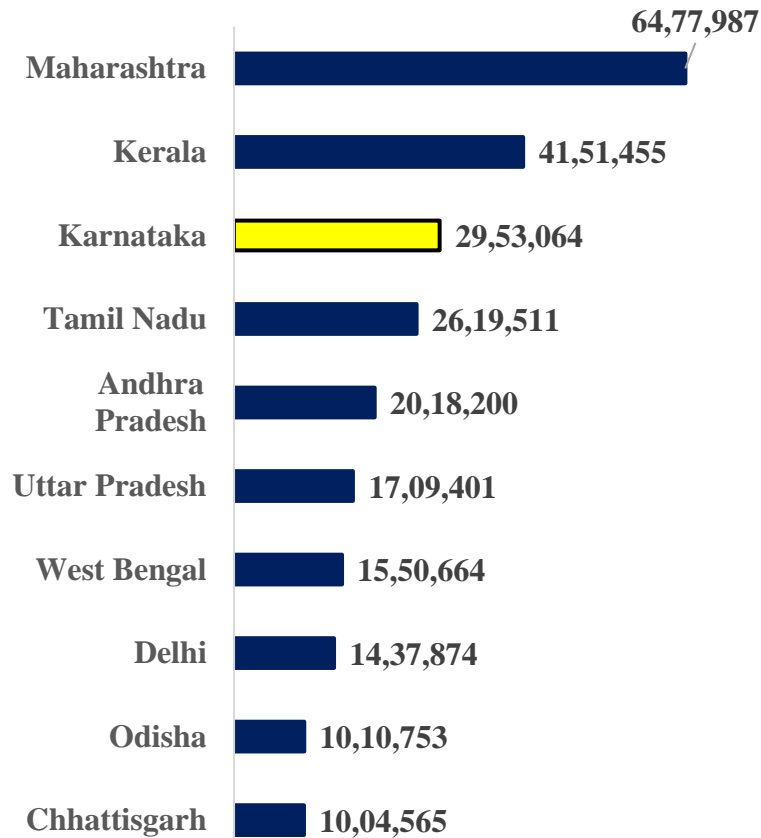




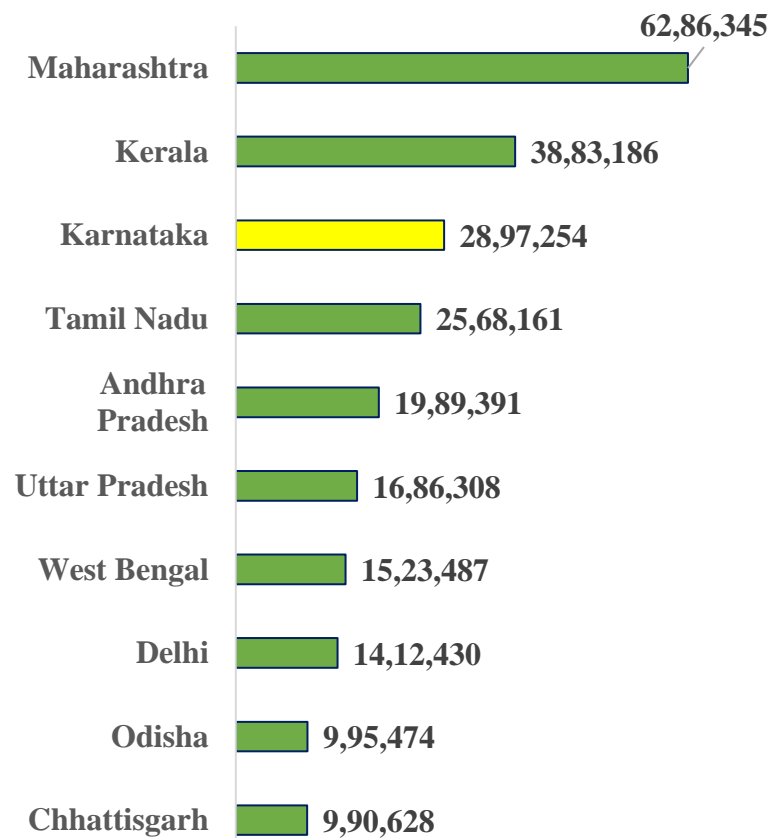
# TOP 10 COVID19 AFFECTED INDIAN STATES



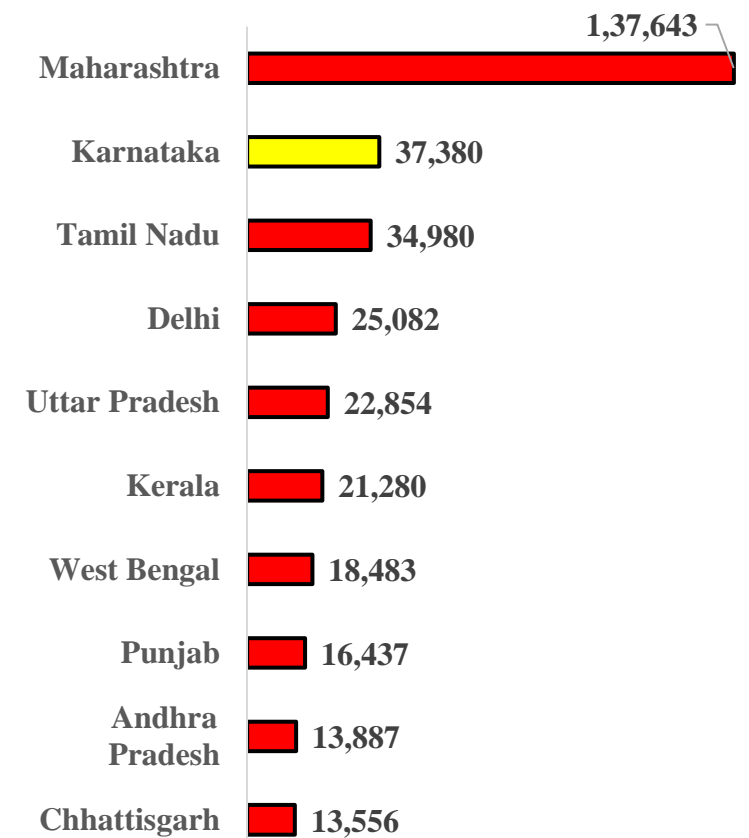
## Total Positive Cases



## Total Recovered Cases



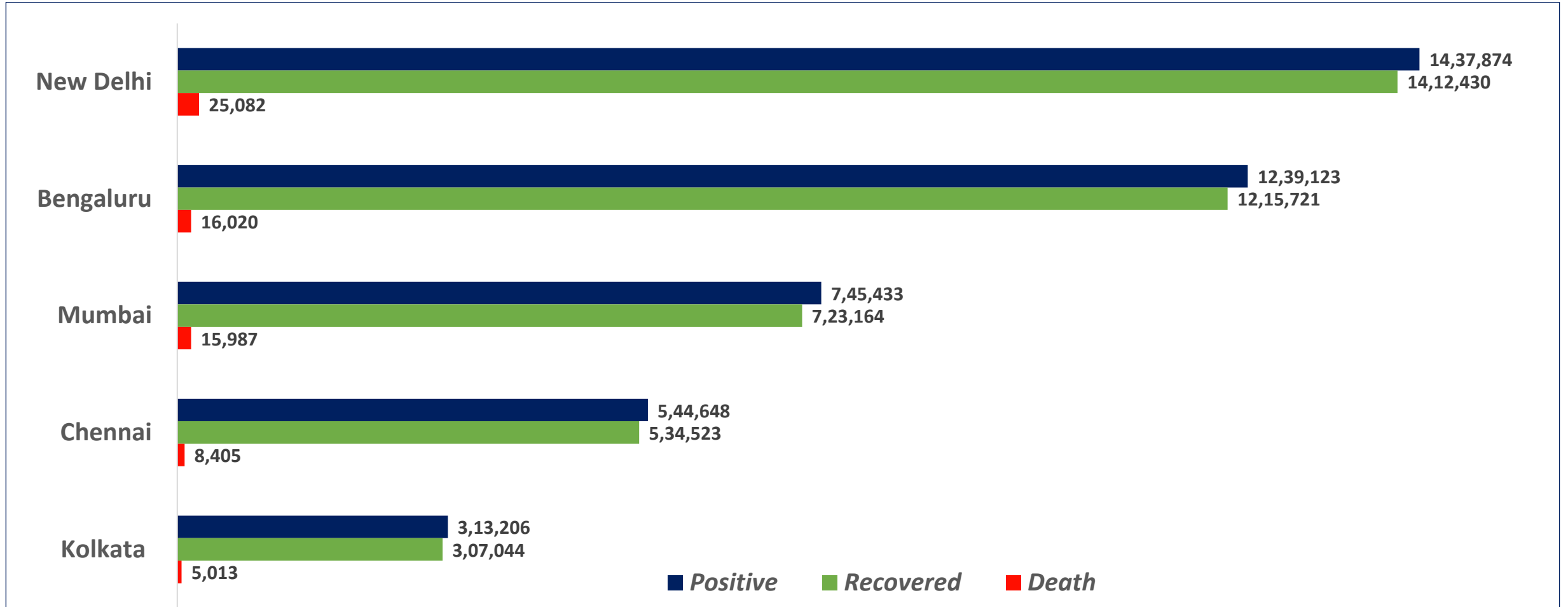
## Total Death Cases



Source : <https://www.covid19india.org/> at 5:40 pm (04.09.2021)



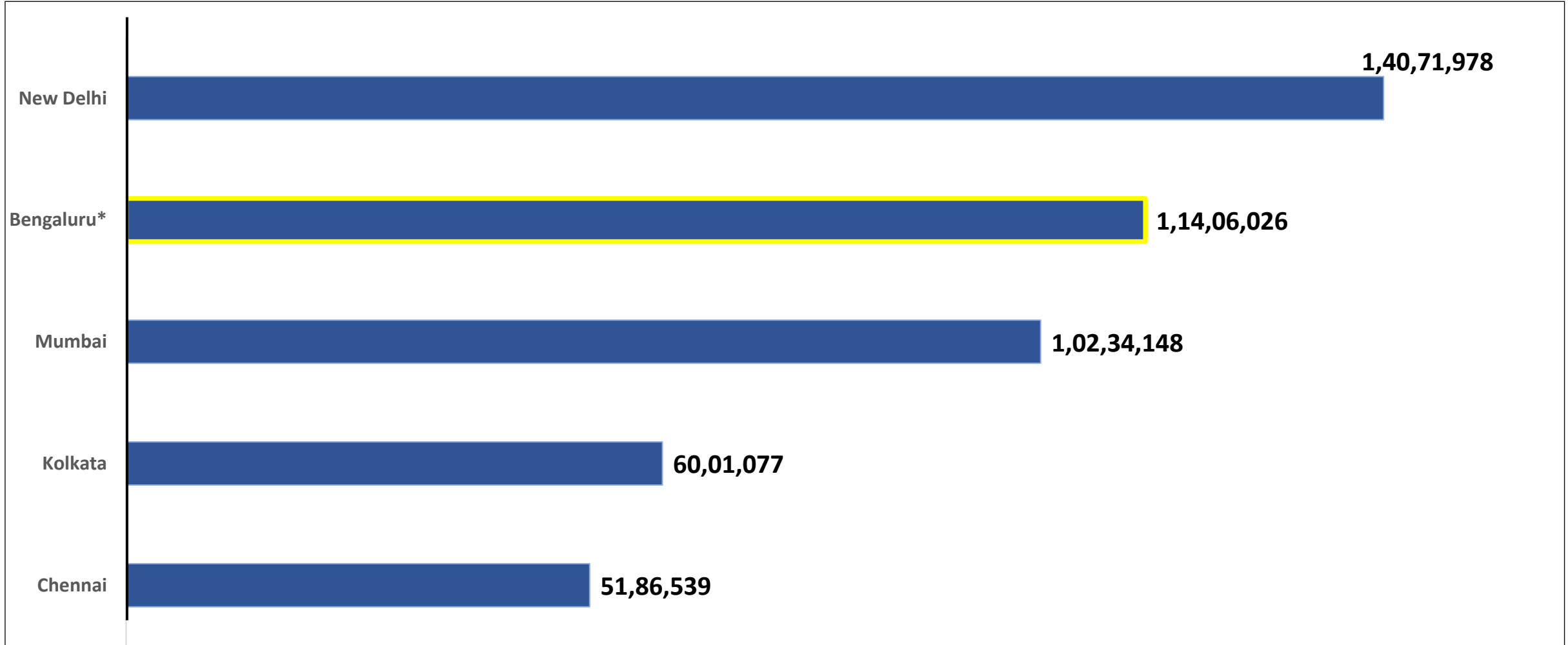
# BENGALURU AND OTHER METROPOLITAN CITIES



Source : <https://www.covid19india.org/> at 5:40 pm (04.09.2021)



# VACCINE DOSES ADMINISTERED IN BENGALURU AND OTHER METROPOLITAN CITIES



Source : <https://dashboard.cowin.gov.in/> at 5:40 pm (04.09.2021)

\*includes BBMP & Bengaluru Urban



# SNAPSHOT OF COVID-19 CASES IN BENGALURU URBAN



**Total Wards With  
< =10 Cases\* :  
123**

**Tests Conducted  
On 03.09.2021:  
56,429**

**Recovery  
Rate:  
98.11%**

**Total  
Active Cases :  
7,382**

**Total Vaccinated on  
03.09.2021:  
91,792**

**Positivity  
Rate\* :  
0.56%**

**Active  
Rate:  
0.60%**

**Case  
Fatality Rate\* :  
1.91%**



\*Total positive cases In the past 10 days

\*CFR and positivity is for Past 7 days



ಬೃಹತ್ ಬೆಂಗಳೂರು ಮಹಾನಗರ ಪಾಲಿಕೆ  
Bruhat Bengaluru Mahanagara Palike



<b>Download BBMP Bulletin</b>	<a href="https://apps.bbmpgov.in/covid19/mediabulletin.php">https://apps.bbmpgov.in/covid19/mediabulletin.php</a>
<b>For BBMPCovid19 Bed Status:</b>	<a href="https://apps.bbmpgov.in/covid19/en/Bedstatus.php">https://apps.bbmpgov.in/covid19/en/Bedstatus.php</a>
<b>To register for vaccination :</b>	<a href="https://selfregistration.cowin.gov.in/">https://selfregistration.cowin.gov.in/</a>
<b>BBMP COVID19 Dashboard:</b>	<a href="https://apps.bbmpgov.in/covid19/">https://apps.bbmpgov.in/covid19/</a>
<b>Follow us on:</b>	 <a href="http://www.facebook.com/bbmp.comm1/">www.facebook.com/bbmp.comm1/</a>
	 <a href="https://twitter.com/BBMPCOMM">twitter.com/BBMPCOMM</a>

Issued by:

Honorable Chief Commissioner, BBMP  
Special Commissioner Health & IT, BBMP  
MD, Bengaluru Smart City Limited

**THANK YOU !**



**ಮಾನಸಿಕ ಆರೋಗ್ಯ ಸಮಸ್ಯೆಗಳನ್ನು ತಡೆಗಟ್ಟಲು ಈ ವಿಧಾನಗಳನ್ನು ಅನುಸರಿಸಬಹುದು.**

-  ಸಕಾರಾತ್ಮಕ ಚಿಂತನೆ
-  ಯೋಗ-ಧ್ಯಾನ ಅಭ್ಯಾಸ ಮಾಡುವುದು
-  7-8 ಗಂಟೆ ನಿದ್ರಿಸುವುದು
-  ಸಮಸ್ಯೆಗಳನ್ನು ಮುಕ್ತವಾಗಿ ಹಂಚಿಕೊಳ್ಳುವುದು
-  ದುಶ್ಚಟಗಳಿಂದ ದೂರ ಉಳಿಯುವುದು
-  ಕ್ರಿಯಾಶೀಲರಾಗಿರುವುದು ಮತ್ತು ಮನರಂಜನೆ

**ಕೋರೋನಾ ವಿರುದ್ಧದ ಹೋರಾಟದಲ್ಲಿ ನಮ್ಮ ಹಂಪುಜಂಟಿ.**

-  ಲಾಲಿ ಜಲದೊಂದಿಗೆ, ಮುಂದಾಗುತ್ತಾ ಕ್ರಮವಾಗಿ ತ್ವರಿತವಾಗಿ ತೊಳೆಯುವುದು
-  ಸುರಕ್ಷಿತವಾಗಿ ಮಾಸ್ಕ್ ಧರಿಸುವುದು
-  ಕೈಗಳನ್ನು ಒಂದರ ಅಂಚಿನಿಂದ ಮತ್ತೊಂದರ ಅಂಚಿನವರೆಗೆ ಸ್ವಚ್ಛವಾಗಿ ತೊಳೆಯುವುದು
-  ನಿರಂತರವಾಗಿ ಕೈಗಳನ್ನು ತೊಳೆಯುವುದು

**ಮಾಸ್ಕ್ ಧರಿಸಿ ಕರ್ನಾಟಕ Mask Up KARNATAKA**

World Health Organization UNICEF

ಈ ಮೇಲ್ಕಂಡ ಮಾಹಿತಿಗಳು ನಿಮ್ಮ ಆರೋಗ್ಯ ಹಾಗೂ ಸುರಕ್ಷತೆಗಾಗಿ; ದಯಮಾಡಿ ತಪ್ಪದೇ ಪಾಲಿಸಿ, ಹೆಚ್ಚಿನ ಮಾಹಿತಿಗಾಗಿ ಉಚಿತ ಆರೋಗ್ಯ ಸಹಾಯವಾಣಿ 104ಕ್ಕೆ ಕರೆ ಮಾಡಿ